

Commercial Gas Cooking Thermostats

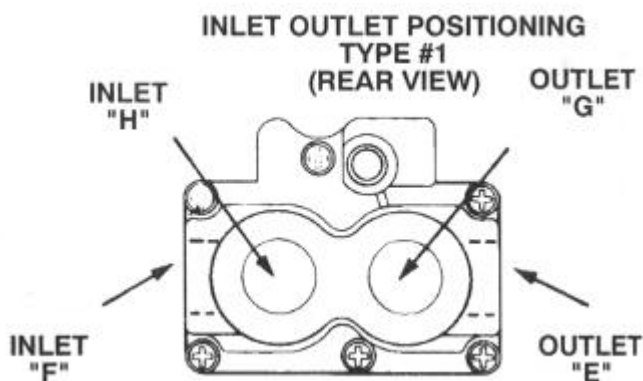

BJWA Series Commercial Gas Thermostat



- Designed specifically for heavy-duty commercial oven and griddle applications
- Hi-Temp thermostat with steel bulb and capillary is supplied
- Thermostat can be mounted in any of the four manifold positions
- Includes plugs, four-position dial, stem length adaptor and chrome bezel
- Replace BJ and BJWA commercial thermostats
- **Robertshaw 4320 Series**

FD Series Commercial Gas Cooking Thermostats - Body Type #1


- Heavy duty, high capacity with nickel bulbs
- FDH Model valve action is snap throttle with full to off burner flame range - typical use Oven (650F)
- FDL Model valve action is snap throttle with full to off burner flame range - typical use Liquid Fryers
- FDO Model valve action is snap throttle with full to off burner flame range - typical use Oven (150 to 550F)
- FDTH Model valve action is throttle with full to by-pass burner flame range - typical use Oven (650F)
- **Robertshaw 4200 Series**



Contact Davies Experts On Controls For Proper Application


Commercial Gas Cooking Thermostats

FD Series Commercial Gas Cooking Thermostats - Body Type #2



- Heavy duty, high capacity with nickel bulbs
- Straight thru shallow dish mount
- FDTH Model valve action is throttle with full to by-pass burner flame range - typical use Oven (650F)
- **Robertshaw 4200 Series**

GS Series Commercial Gas Cooking Thermostats - Snap-Action Hydraulic Control




- Used to obtain accurate temperature control by interrupting the main burner gas flow either directly or indirectly
- When used directly, control will service an application with up to 30,000 BTU's of natural gas
- When used indirectly, ie with 700-800 series diaphragm gas valve, main burner capacities up to 715,000 BTU's of natural gas can be obtained
- **Robertshaw 4290 Series**

Contact Davies Experts On Controls For Proper Application

Commercial Gas Cooking Thermostats

BJ Series Commercial Gas Cooking Thermostats (For Steam Tables)




- Replacement thermostat for steam tables

Temp Range	Main Outlet		Pilot Outlet	Flange Type	Capillary Length	Sensing Bulb	Includes	Replaces OEM	Brand	Part Number
	Size	Position								
100-200F	7/16" Tubing	Rear	Yes	Wide	36"	3/16" x 15" Copper	3/8" Stuffing box	Duke: 3509	Robertshaw	4350-034


Commercial Electric Cooking Thermostats

B-10 Series Commercial Direct Acting Thermostats



- SPST with a special switch design which makes them very sensitive to small temperature changes
- Differential will vary with the control application but will be extremely close when the bulb is immersed in liquid. When the bulb is located in air, the differential will depend upon the rate of heating and cooling. The slower the rate the closer the differential.
- **Robertshaw 5210 Series**

D1 & D1/D18 Series Commercial Thermostats - Uni-Kits



- DPST for A.C. operation
- Have Slip-Fit, 4-way dial, 4-way mount chrome bezel and 4-way mount pilot light
- Have a positive off feature
- Control may be mounted in any one of the four normal mounting positions
- **Robertshaw 5000 Series**

INF Series Commercial Infinite Control Switch




- Designed to provide universal replacement of original equipment infinite switches and 3, 5 and 7 heat switches
- Dial shaft allows the servicemen to use the customer's dial on the replacement switch
- Dial shaft is 2 7/32" long and may be broken off to the required length and is factory assembled in the switch
- May be used to replace the dual voltage or "flasher" type switches **IF** a new surface element is also installed
- For replacement dials use #65-501 (see page A230)
- **Robertshaw 6500 Series**

Contact Davies Experts On Controls For Proper Application


Commercial Electric Cooking Thermostats

LCC Series Commercial Automatic Reset Limit (LCC)




- SPDT switch action with no reset button
- Should the temperature exceed the control's fixed setting, the normally closed (N.C.) contacts will open. At the same time the normally open (N.O.) contacts will make, and could be used to signal the over-temperature condition if so desired
- Temperature must drop approximately 25F before the normally closed contacts will reset
- **Robertshaw 5225 Series**

LCH Series Commercial Manual Reset Limit



- SPST switch action and have a reset button
- The reset button is a trip-free design, and the switch contact will reset only when the reset button is released after being depressed.
- Temperature must drop approximately 50F before the switch contacts can be latched closed by depressing the reset button
- **Robertshaw 5225 Series**

SP, KNP & KXP Series Commercial Standard Direct Acting - Uni-Kits




- SPDT snap-acting controls
- Feature a 2" break-off shaft, grooved at all the standard stem lengths
- They have a slotted "Uni-Kit" mounting bracket (type #6) to match various mounting dimensions form 1 1/8" to 1 3/4"
- Includes a universal 4-way dial, 4-way chrome bezel and adaptors to convert from screw-terminals to quick-connect terminals. A standard Uni-Kit can be mounted in any one of four normal mounting positions and retain the original "off" position indexing by using the 4-way dial and bezel
- **Robertshaw 5300-600/700 Series**

Contact Davies Experts On Controls For Proper Application

Commercial Electric Cooking Thermostats

Commercial Standard Direct Acting Uni-Kits



- SPST direct-acting control
- 4 way dial type can be mounted in any one of four normal mounting positions and retain the original "off" position indexing
- **Robertshaw 5300C Series**

Millivolt Direct Current Electric Thermostat



- SPST - Break on temperature rise
- Hermetically sealed reed switch provides durability and accuracy in the harshest environments
- Rated for .67 amps @ 5VDC
- Precise and proven snap action mechanism
- Screw type terminals ensure electrical integrity
- Stem Length 13/16"
- **Robertshaw 5300-400 Series**

Contact Davies Experts On Controls For Proper Application

Domestic Gas Cooking Thermostats


BJ Series Standard Replacement Kit - For Ovens



- Designed to provide the service technician "one call" field replacement of the vast majority of BJ and competitive variations of this widely used control
- Kit includes a 4-position dial which allows the control to be mounted in any of the four mounting positions while retaining the correct "off" indexing
- Outlet position on the control is down - 6 o'clock, but may be rotated to 3 o'clock, 9 o'clock or 12 o'clock
- **Robertshaw 4500 Series**


UAF Series Vertical Mount Gas Oven Thermostat

TOP BURNER PILOT
ADJUSTMENT (HIDDEN IN
THIS PHOTO)



HEATER AND
CONSTANT
BURNING PILOT
ADJUSTMENT

MAIN BURNER
OUTLET 3/8" TUBING



- Lo-Temp "Flame Master" with select-a-gas pilot adjuster and top burner pilot adjustment
- Used in system with 4060 (MSC) series safety valve
- Contains two pilot plugs should top burner pilot outlets not be needed
- Due to various outlet fitting sizes, retain fitting from old control and use on replacement control
- **Robertshaw 4700 Series**

Contact Davies Experts On Controls For Proper Application

Gas & Electric Cooking Parts and Accessories

Adapter Kits - Stuffing Box



- Designed to be added to controls which do not have stuffing boxes factory installed
- Fits all capillaries & fits all sensing bulbs up to 3/8" in diameter

Finish	Application Pipe Size	Brand	Part Number
Brass	3/8"	Robertshaw	4650-001
Nickel	3/8"	Robertshaw	4650-002
Nickel	3/8" & 1/4"	Robertshaw	4650-011

BJWA Series Bezels - Gas Thermostat




- Comes with adapter sleeve

Size	Brand	Part Number
Sleeve Sizes: 5/8", 1 1/8" & 1 5/8"; Adapter Length: 4"; Inside Bezel Diameter: 13/16"	Robertshaw	4590-024

Replacement Dials / Knobs - Gas & Electric

For Use With	Description	Stem Size	Dial Marking	Brand	Part Number
Gas Cooking Knobs					
4200 (FD) Series	Slip Fit 4 Way Mount Includes Blank Dial and Overlay	1/4"	150 to 550F	Robertshaw	4590-077
Replacement Knob for most OEM gas applications	Slip Fit Dial Knob, Black	-	-	Robertshaw	4590-504
Universal Electric Range Knob Kit					
Universal Top Burner Knobs	4 white dials, adapter inserts, & dial overlays	-	Lo-Hi	Camco	00923



4590-077



4590-504



00923

Gas Cooking Parts and Accessories

"D" Stems



- Used with 4700 series Domestic Gas oven thermostats

Stem Size	Stem Length	Brand	Part Number
1 1/32"	39/64"	Robertshaw	4590-029
1 1/32"	1 25/32"	Robertshaw	4590-156

"D" Stem Adapter



- Used with 4510 (BJFMA) series Domestic Gas cooking thermostats

Stem Length	Brand	Part Number
1 1/8"	Robertshaw	40-189

Fittings

Description	Size	Brand	Part Number
Breakaway Ferrule	1/8" tubing	Robertshaw	81-2N
Breakaway Ferrule	1/4" tubing	Robertshaw	81-4N
Reducer	1/4" to 3/16" tubing reducer	Robertshaw	4590-070
Reducer (for MSA, MSC & BJ)	7/16" tubing to 3/8" tube or 1/4" pipe reducer	Robertshaw	4590-073
Reducer (for travel trailer range controls)	(2) 7/16" to 1/4" tubing reducers	Robertshaw	4590-074
Reducer	7/16" tubing to 1/4" pipe reducer	Robertshaw	4590-075



81-2N & 81-4N



4590-070



4590-073




4590-074



4590-075

Gas Cooking Parts and Accessories

Pilot Restrictor




- Gas pilot restrictor

Description	Brand	Part Number
1/8" MPT x 3/16" compression pilot restrictor	Robertshaw	40-973

Gas Oven Safeties

FMDA Series Gas Oven Safety - Pilot Inlet and Outlet



- Provide gas shutoff in case of pilot outage
- When reset button is depressed, gas will flow to the pilot only
- Main gas will not flow until the pilot is operating and reset button has been released
- 100,000 BTU/HR capacity; ambient temperature 32 to 350F
- If unable to determine a replacement from the ordering chart, note the factor "Z" part number ink-stamped on the control and contact Davies
- **Robertshaw 4020 Series**

Contact Davies Experts On Controls For Proper Application

Gas Oven Safeties

MSC Series Gas Safety



- Thin flexible capillary
- Excess capillary may be coiled out of the way as required (caution should be taken to avoid crimping) and will not affect the valve operation
- Used with the 4700 (U) or 4750 (ELO) series oven thermostats
- Fitting included
- Variation in capillary as illustrated

Capillary Length	Inlet Size	Inlet Adaptor Fittings Included	Brand	Part Number
12"	7/16" Tubing	3/8" Tubing	Robertshaw	4060-701
12"	3/8" Tubing	3/8" Tubing	Robertshaw	4060-C730

TS Series Body Gas Carrier



- Used with 1720 series replacement magnet heads in TS automatic safety valve applications
- Arrow shows direction of gas flow
- MUST replace 1720 safety magnet when replacing gas carrier

Inlet Pipe Size	Outlet Pipe Size	Capacities (BTU/Hour @1" W.C.P.D.)		Brand	Part Number
		Natural	L.P.		
3/8"	3/8"	128,000	208,000	Robertshaw	1710-111

TS Safety Valves - Complete




- Canadian Models
- Used with 1710 series bodies in TS automatic safety valve applications
- All models have FLOW INTERRUPTION so that no gas can flow to the main burner while the reset button is depressed and include spring and diaphragm components, gasket and assembly screws
- MUST replace 1720 safety magnet when replacing gas carrier
- **Robertshaw 1731C Series**

Contact Davies Experts On Controls For Proper Application

Gas Oven Safeties

TS Series "J" and "K" Magnet Heads




- Used with 1710 series bodies in TS automatic safety valve applications
- All models have FLOW INTERRUPTION so that no gas can flow to the main burner while the reset button is depressed and include spring and diaphragm components, gasket and assembly screws
- MUST replace 1720 safety magnet when replacing gas carrier
- **Robertshaw 1720 Series**

TS11J Series Safety Valves (TS11J) - Complete



- Used with 1710 series bodies in TS automatic safety valve applications
- All models have FLOW INTERRUPTION so that no gas can flow to the main burner while the reset button is depressed and include spring and diaphragm components, gasket and assembly screws
- MUST replace 1720 safety magnet when replacing gas carrier
- **Robertshaw 1720 Series**

Gas Oven Safety - Bimetal Operated



- Designed to replace those manufactured by Robertshaw and competitive manufacturers
- Calibrated to operate properly delivering positive on and off control action
- For use with Norton flat style ignitors 3.2 to 3.6 Amp draw
- Ensure you are replacing a valve with the same voltage and mounting specifications for safe operation

Inlet	Outlet		Terminal		Brand	Part Number
	A	B	A	B		
3/8" Inverted Flare	7/16" Flare	Orifice	1/4" Female	1/4", 3/16"	Robertshaw	4090-216

Contact Davies Experts On Controls For Proper Application